




**PRI-MAX<sup>®</sup>**  
by **SSI**

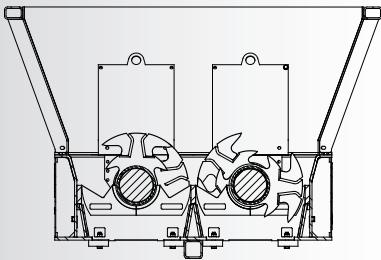
# PRI-MAX<sup>®</sup>

The PRI-MAX<sup>®</sup> Primary Reducer is more than a heavy duty shredder. It combines ripping and shearing technologies to shred, tear, pierce, chop, split, flatten, crush, break and reduce materials. The unique cutter profiles and patented open cutting table design are key to achieving high capacity reduction of virtually any material. With processing rates from 1 to 150 tons per hour, SSI's PRI-MAX<sup>®</sup> product lines represent the most comprehensive range of multi-material reducers in the world.



## CUTTER DESIGN

PRI-MAX<sup>®</sup> cutters are uniquely designed to optimize processing of multiple materials. High strength, wear resistant alloys maximize cutter life while minimizing operating costs.



PR-6600 with aggressive, bi-directional cutters for high performance

- Single and dual shaft cutting tables are equipped with aggressive, special alloy cutters for high wear resistance and strength.
- Variable speed drive for widest processing range. High performance mode provides maximum throughput, while heavy duty mode delivers highest torque for reducing denser materials.
- Independent, bi-directional shaft rotation provides forward and reverse shredding to increase production and prevent material wrapping around the shaft.
- Heavy duty, open-grate cutting table and strategic cutter placement ensure that abrasives including aggregate, sand, soils and metal fragments will fall directly through the cutting table, reducing wear and operating costs.
- Operational modes are easily programmed to suit materials being shredded.
- Low-speed, hydraulic drive technology provides an environmentally friendly operation with low noise, low dust, minimized fines, high on-line reliability and low maintenance.
- Shockload protection feature safeguards shredder and drive components against overfeeding and damage by non-shreddables.
- Advanced Programmable Logic Controller (PLC) constantly supervises and monitors the systems and functions of the entire machine including temperature, error reporting, reversing of shafts under severe load and alarms for non-shreddable material.



Model PR-4400



The PRI-MAX® is the ideal solution for high capacity, reliable processing with low operating costs.

Model PR-6600S

## PRI-MAX® MODELS



### PR-780

Production rate*	10-40tph
Number of shafts	2
Power	
electric	200HP
Infeed opening	
dimensions (LxW)	112" x 96" (2,813mm x 2,438mm)
capacity*	9.5 yd <sup>3</sup> (7.3m <sup>3</sup> )
Active cutting zone	
dimensions (LxW)	74"† x 56" (1,880 mm x 1,422 mm)
area	29 ft <sup>2</sup> (2.7m <sup>2</sup> )



### PR-4400

Production rate*	20-80tph
Number of shafts	2
Power	
electric	400HP (2x 200)
Infeed opening	
dimensions (LxW)	119" x 134" (3,022mm x 3,403mm)
capacity*	17.3 yd <sup>3</sup> (13 m <sup>3</sup> )
Active cutting zone	
dimensions (LxW)	96" x 76.5" (2,438mm x 1,943mm)
area	51 ft <sup>2</sup> (4.7m <sup>2</sup> )



### PR-6600

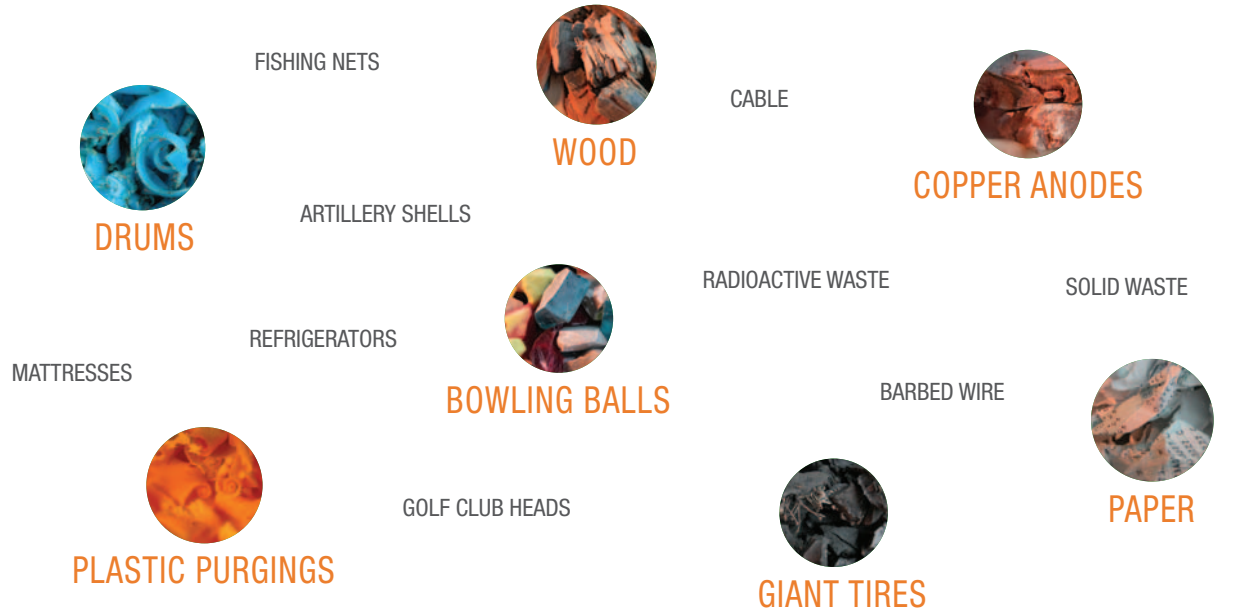
Production rate*	60-150tph
Number of shafts	2
Power	
electric	500HP
Infeed opening	
dimensions (LxW)	168" x 135" (4,267mm x 3,429mm)
capacity*	26.5 yd <sup>3</sup>
Active cutting zone	
dimensions (LxW)	130" x 92.5" (3,302mm x 2,349mm)
area	83.5 ft <sup>2</sup> (7.75m <sup>2</sup> )

† Optional 96" length available.

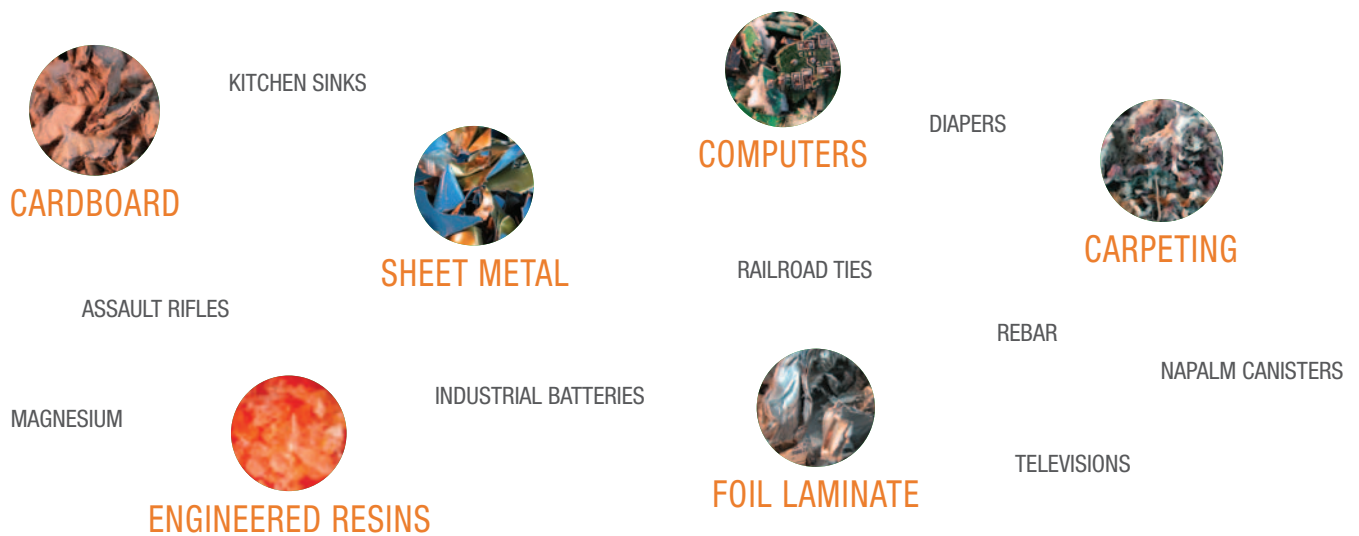
\*Extended hoppers available for increased infeed capacity. The capacities stated are guidelines and not guaranteed values. Actual capacity may vary depending on your specific material, number of cutters, feed method and other operational variables.

# WHAT NEEDS SHREDDING?®

SSI Shredding Systems has provided effective solutions for a wide array of shredding applications from hazardous waste to tire shredding, from metals to plastic and from demolition debris to e-scrap. SSI's goal is to help you find the right solution to fit your goals and needs.



If you need to shred something and don't know if it's possible, call SSI to find out. In fact, you can send a sample to test shred.



**SSI Shredding Systems, Inc.**

Tel: +1 (503) 682-3633 | [www.ssiworld.com](http://www.ssiworld.com) | [sales@ssiworld.com](mailto:sales@ssiworld.com)

© Copyright 2015 SSI Shredding Systems, Inc. All rights reserved.  
Illustrations, specifications and descriptions presented reflect standard product at time of publication and are subject to change without notice. Dimensions are approximate. Photographs may include optional equipment and accessories.